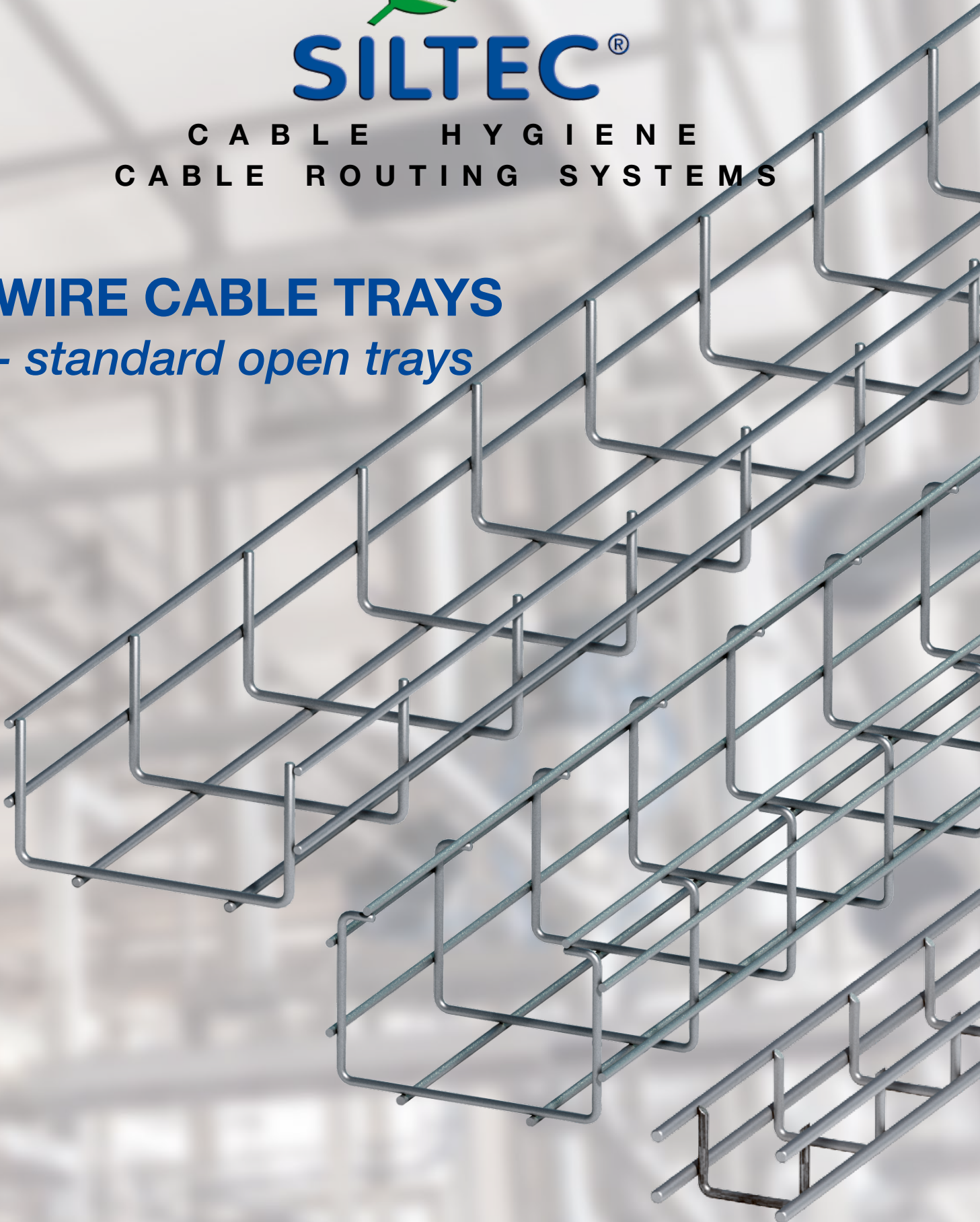




SILTEC®

C A B L E H Y G I E N E
C A B L E R O U T I N G S Y S T E M S

WIRE CABLE TRAYS
- standard open trays



PRODUCT INFORMATION



Table of Contents

Open cable trays S25 - S26, S30M - S35W	Pgs	4 - 5
Open cable trays S36 - S39W, S30-X - S36-X	Pgs	6 - 7
Open cable trays, S27 - S29	Pgs	8 - 9
Specialty mounts, tools and Accessories	Pgs	10 - 11
Component disposition, splices, bends, crosses and tees	Pgs	12 - 13
Assembly guidelines	Pgs	14 - 15



SILTEC CABLE ROUTING SYSTEM

SILTEC cable routing system has been developed with optimal function in mind and with emphasis on simplicity and accessibility for the purposes of thorough cleaning and heat dissipation.

SILTEC cable routing system is made up of durable components of steel of highest quality, resistive to corrosion and with excellent chemical resistance.

SILTEC cable routing system is suitable for:

- The Food industry
- The Chemical industry
- Machine builders
- Office and computer environments
- Electrical installations in general

Cable trays are delivered in lengths of 118 inc. / 3000 mm. Width varies from 1 inc. to 24 inc. / 25 mm to 600 mm, and height from 1 inc. to 5 inc. / 25 mm to 125 mm.

Cable trays with custom measurements are made upon request.

All cable trays are made of round material which is gentle on cables, tubing, installers and maintenance personnel.

SILTEC cable trays are produced in Stainless steel

SILTEC cable routing system solves issues with the transport of energy in cables – simple, effective and environmentally correct.

SILTEC CABLE ROUTING SYSTEM

- Comes with the following wire cable tray types



Open standard cable trays



Locking cable trays



Open compact trays











Heavy duty cable trays



Cable trays for one cable

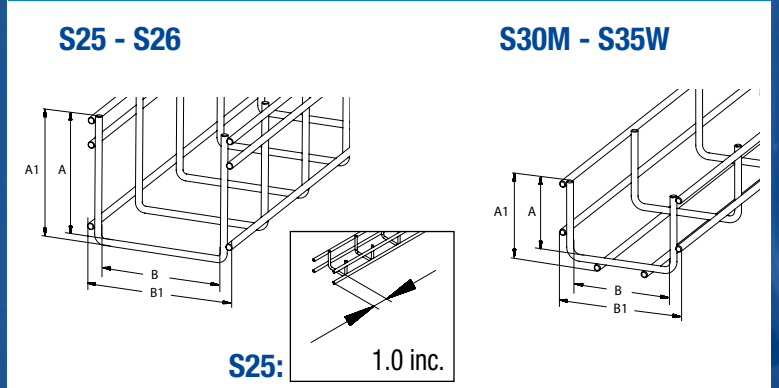
In addition, we offer a large number of specialty trays and a comprehensive program of assembly parts, mounts and accessories.

Siltec Open Cable Trays

Tray Overview		*0.20 inches Ø Wire Material	
S25		1.0" x 1.0" x 118" - ø0.15" 25 x 25 x 3000 mm - ø4 mm	316 St. Steel 570598 620105 6 304 St. Steel 570598 720105 5
S26		2.0" x 2.0" x 118" - ø0.15" 50 x 50 x 3000 mm - ø4 mm	316 St. Steel 570598 620106 3 304 St. Steel 570598 720106 2
S30M		1.4" x 1.6" x 118" - ø0.15" 35 x 40 x 3000 mm - ø4 mm	304 St. Steel 570598 720117 8
S30		1.8" x 2.4" x 118" - ø0.15" 45 x 60 x 3000 mm - ø4 mm	316 St. Steel 570598 620118 6 304 St. Steel 570598 720118 5
S30*		1.8" x 2.4" x 118" - *ø0.20" 45 x 60 x 3000 mm - *ø5 mm	316 St. Steel 570598 620119 3 304 St. Steel 570598 720119 2
S35		2.2" x 4.0" x 118" - ø0.15" 55 x 100 x 3000 mm - ø4 mm	304 St. Steel 570598 720120 8
S35*		2.2" x 4.0" x 118" - *ø0.20" 55 x 100 x 3000 mm - *ø5 mm	316 St. Steel 570598 640120 3 304 St. Steel 570598 740120 2
S35W		2.2" x 6.0" x 118" - ø0.20" 55 x 150 x 3000 mm - ø5 mm	316 St. Steel 570598 620120 9 304 St. Steel 570598 720121 5



Tray Dimensions

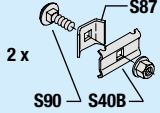
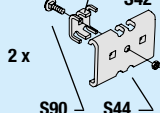
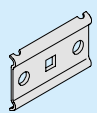













All dimensions in inches!

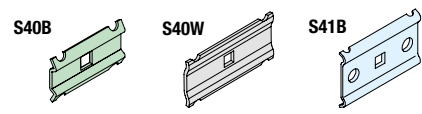
	S25	S26	S30M	S30	S30*	S35	S35*	S35W
A:	0.95	1.97	1.42	1.77	1.77	2.01	2.01	2.01
A1:	1.06	2.13	1.73	2.09	2.17	2.40	2.40	2.40
B:	1.10	1.97	1.57	2.44	2.44	3.94	3.94	5.87
B1:	1.65	2.60	2.05	3.07	3.23	4.53	4.69	6.65

Splice Parts / Mounts

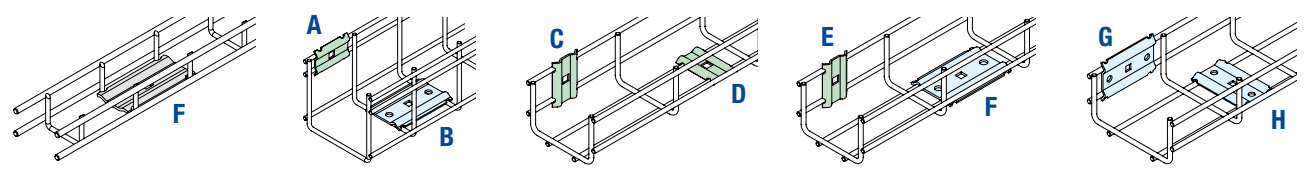
Use Examples with These Parts are Shown on This Page, and Pgs 12, 14 & 15

 <p>S40 Splice Kit 316 St. Steel 570598 650501 7 Hot dip galv. 570598 550501 8 El. pl. Zinc 570598 350501 0</p>	 <p>S150 Splice Kit 316 St. Steel 570598 650150 7 Hot dip galv. 570598 550150 8 El. pl. Zinc 570598 350150 0</p>	 <p>S41B Splice Plate 316 St. Steel 570598 650513 0 304 St. Steel 570598 750513 7 Hot dip galv. 570598 550513 1 El. pl. Zinc 570598 350513 3</p>	
 <p>S87 Splice Bracket 316 St. Steel 570598 680596 4 Hot dip galv. 570598 580596 5 El. pl. Zinc 570598 380596 7</p>	 <p>S42 Splice Bracket 316 St. Steel 570598 650508 6 Hot dip galv. 570598 550508 7 El. pl. Zinc 570598 350508 9</p>	 <p>S40B Splice Plate 316 St. Steel 570598 650512 3 Hot dip galv. 570598 550512 4 El. pl. Zinc 570598 350512 6</p>	
 <p>S40W Splice Plate 316 St. Steel 570598 650514 7</p>	 <p>S14 Mount Polypropylen ø4 mm 570598 199610 0</p>	 <p>S330 Mount Polypropylen ø5mm 570598 699330 2</p>	 <p>S14M Mount Polypropylen ø4mm 570598 199611 7</p>
 <p>S90H J-Bolt Kit 304 St. Steel 570598 785598 2</p>	 <p>S14BD Mount, detectable Polypropylen ø4 mm 570598 199630 8</p>	 <p>S330BD Mount, detectable Polypropylen ø5mm 570598 199632 2</p>	 <p>S14MBD Mount, detectable Polypropylen ø4mm 570598 199631 5</p>

Splice Plates S40B, S40W & S41B Applications



	S25	S26	S30M	S30	S35	S35W
S40B	A	E	C, F	C, D	C	C
S40W	F	-	-	-	-	-
S41B	-	A, B	G	G, F	G, H	G, H











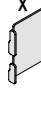







Mounting Brackets

More Assembly Parts, Mounts and Accessories on Pgs 10-11

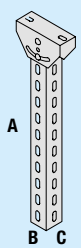
Weld-Mount

 S51 Weld Bracket 316 St. Steel 570598 655545 6	 S52 Weld Bracket 316 St. Steel 570598 655546 3	 S60 Weld Bracket 316 St. Steel 570598 65554 8	 S61 Weld Bracket 316 St. Steel 570598 655555 5	 S63 Weld Bracket 316 St. Steel 570598 655557 9
---	---	--	--	---

Screw-Mount

 S46 Mounting Brackets X: 20 mm 316 St. Steel 570598 655540 1	 S47 Mounting Brackets X: 20 mm 316 St. Steel 570598 655541 8	 S56 Mounting Brackets X: 15 mm 316 St. Steel 570598 655550 0	 S57 Mounting Brackets X: 20 mm 316 St. Steel 570598 655551 7
 S153 Mounting Brackets X: 1.97" / 50 mm 316 St. Steel 570598 650153 8	 S154 Mounting Brackets X: 1.97" / 50 mm 316 St. Steel 570598 650154 5	 S155 Mounting Brackets X: 1.97" / 50 mm 316 St. Steel 570598 650155 2	
 S145 Mounting Brackets X: 1.97" / 50 mm 304 St. Steel 570598 755530 1	 S145M Mounting Brackets X: 1.97" / 50 mm 304 St. Steel 570598 755531 8	 S146 Mounting Brackets X: 1.97" / 50 mm 304 St. Steel 570598 750146 9	
 S45M Mounting Brackets X: 0.79" / 50 mm 316 St. Steel 570598 655531 9	 S45 Mounting Brackets X: 0.79" / 50 mm 316 St. Steel 570598 655530 2	 S80 Mounting Brackets A: 5.12" B: 4.72" X: 0.79" A: 130 mm B: 120 mm X: 20 mm 316 St. Steel 570598 665591 0	
 S81 Mounting Brackets A: 7.87" B: 4.72" X: 0.79" A: 200 mm B: 120 mm X: 20 mm 316 St. Steel 570598 665592 7	 S65 Angle Bracket A: 5.71" / 145 mm 316 St. Steel 570598 665560 6	 S66 Angle Bracket A: 9.65" / 245 mm 316 St. Steel 570598 665561 3	

Ceiling Mounts

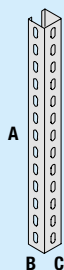


S71 Ceiling Hanger

S71/250
 A: 9.84", B: 2.48", C: 2.48"
 316 St. Steel 570598 665573 6

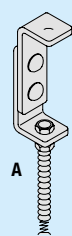
S71/500
 A: 19.69", B: 2.48", C: 2.48"
 316 St. Steel 570598 665571 2

S71/750
 A: 29.53", B: 2.48", C: 2.48"
 316 St. Steel 570598 665574 3



S72 Clg Hanger Extension

A: 39.37", B: 56 mm, C: 56 mm
 316 St. Steel 570598 665575 0



S73 Ceiling Hanger










A: 39.37"
 316 St. Steel 570598 665572 9



Disposition	S25	S26	S30M	S30/ø4	S30/ø5	S35/ø4	S35/ø5	S35W
Splice Parts								
S90	●	●	●	●	●	●	●	●
S14 / S14BD		A,B	A	A,B		A,B		
S14M / S14MBD	A,B							
S330 / S330BD					A,B		A,B	A,B
S150		●	●	●	●	●	●	●
S40	●							
S40W	●							
S40B	●	●	●	●	●	●	●	●
S41B	●	●	●	●	●	●	●	●
S90H	●	●	●	●	●	●	●	●
Weld-Mount								
S51	A							
S52		A	A,B	A,B	A,B	A	A	A
S60	D							
S61		D						
S63			D	D	D	D	D	D
Screw-Mount								
S46	A		B					
S47		A						
S56	D							
S57		D						
S153				D	D	D	D	D
S154			D					
S155	D							
S145								
S145M			A	A,B	A,B	A	A	A
S146	A		B					
S45M		A,D	A	A,B,C,D	A,B,C,D	A,D	A,D	A,D
S45		A,D	A	A,B,C,D	A,B,C,D	A,B,C,D	A,B,C,D	A,B,C,D
S80		A	A	A	A	A	A	A
S81		A	A	A	A	A	A	A
S87	●	●	●	●	●	●	●	●
S65	●	●	●	●	●	●	●	●
S66								●
S71/S72/S73	●	●	●	●	●	●	●	●

Siltec Open Cable Trays

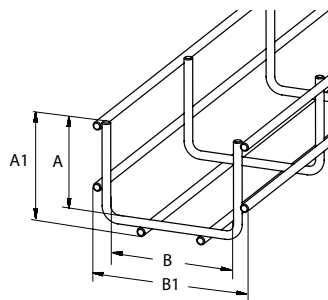
Tray Overview

S36		2.2" x 8.0" x 118" - ø0.20" 55 x 200 x 3000 mm - ø5 mm 316 St. Steel 570598 640121 0 304 St. Steel 570598 740121 9
S37		2.2" x 12.0" x 118" - ø0.20" 55 x 300 x 3000 mm - ø5 mm 316 St. Steel 570598 640122 7 304 St. Steel 570598 740122 6
S38		2.2" x 16.0" x 118" - ø0.20" 55 x 400 x 3000 mm - ø5 mm 316 St. Steel* 570598 640122 7 304 St. Steel 570598 740122 6
		*S38 - 316 St. Steel : 2.2" x 16.0" x 118" - ø0.24" 55 x 400 x 3000 mm - ø6 mm
S39		2.2" x 20.0" x 118" - ø0.20" 55 x 500 x 3000 mm - ø5 mm 316 St. Steel 570598 640124 1 304 St. Steel 570598 740124 0 Hot dip galv. 570598 540124 2
S39W		2.2" x 24.0" x 118" - ø0.20" 55 x 600 x 3000 mm - ø5 mm 304 St. Steel 570598 740126 4
S30M-X		2.0" x 2.2" x 118" - ø0.15" 50 x 57 x 3000 mm - ø4 mm 304 St. Steel 570598 786175 4
S30-X		2.8" x 2.7" x 118" - ø0.15" 70 x 68 x 3000 mm - ø4 mm 304 St. Steel 570598 786180 8
S35-X		2.8" x 4.5" x 118" - ø0.15" 70 x 114 x 3000 mm - ø4 mm 304 St. Steel 570598 786181 5
S36-X		2.8" x 8.2" x 118" - ø0.20" 70 x 207 x 3000 mm - ø5 mm 304 St. Steel 570598 786185 3

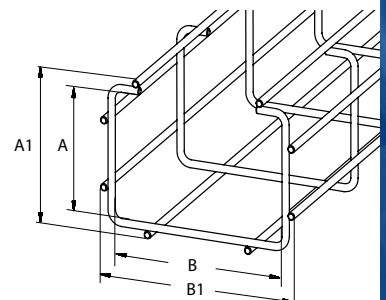


Tray Dimensions

S36 - S39W



S30-X - S36-X

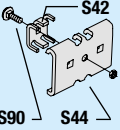


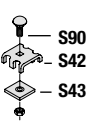
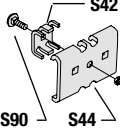
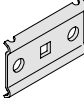

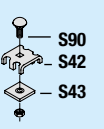
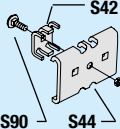




All dimensions in inches!

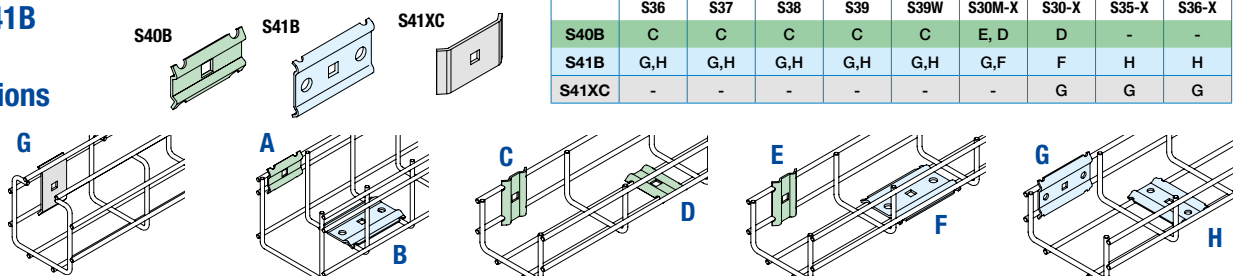
	S36	S37	S38	S39	S39W	S30M-X	S30-X	S35-X	S36-X
A:	2.01	2.01	2.01	2.01	2.01	1.97	2.76	2.76	2.76
A1:	2.40	2.40	2.40/2.44	2.40	2.40	2.60	3.35	2.35	3.66
B:	7.87	11.81	15.75	19.69	23.62	2.24	2.68	4.49	8.15
B1:	8.66	12.60	16.54	20.47	24.41	2.76	3.39	5.08	8.94

Splice Parts / Mounts

Use Examples with These Parts are Shown on This Page, and Pgs 12, 14 & 15

<p>2 x</p>  <p>S150 Splice Kit 316 St. Steel 570598 650150 7 Hot dip galv. 570598 550150 8 El. pl. Zinc 570598 350150 0</p>	 <p>S40B Splice Plate 316 St. Steel 570598 650512 3 Hot dip galv. 570598 550512 4 El. pl. Zinc 570598 350512 6</p>	 <p>S41XC Koblingsplade Rustf. Aisi 304 570598 750517 7</p>
<p>1 x</p>  <p>2 x</p>  <p>S151 Splice Kit 316 St. Steel 570598 650151 4 Hot dip galv. 570598 550151 5 El. pl. Zinc 570598 350151 7</p>	 <p>S41B Splice Plate 316 St. Steel 570598 650513 0 304 St. Steel 570598 750513 7 Hot dip galv. 570598 550513 1 El. pl. Zinc 570598 350513 3</p>	 <p>S87 Splice Washer 316 St. Steel 570598 680596 4 Hot dip galv. 570598 580596 5 El. pl. Zinc 570598 380596 7</p>
<p>2 x</p>  <p>2 x</p>  <p>S152 Splice Kit 316 St. Steel 570598 650152 1 Hot dip galv. 570598 550152 2 El. pl. Zinc 570598 350152 4</p>	 <p>S42 Splice Bracket 316 St. Steel 570598 650508 6 Hot dip galv. 570598 550508 7 El. pl. Zinc 570598 350508 9</p>	 <p>S43 Splice Washer 316 St. Steel 570598 650509 3 Hot dip galv. 570598 550509 4 El. pl. Zinc 570598 350509 6</p>

Splice Plates S40B, S41B & S41XC Applications



Mounting Brackets

More Assembly Parts, Mounts and Accessories on Pgs 10-11

Weld-Mount



S52 Weld Bracket

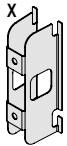
316 St. Steel 570598 655546 3



S63 Weld Bracket

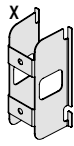
316 St. Steel 570598 655557 9

Screw-Mount



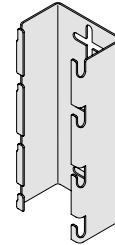
S153 Mounting Brackets

X: 1.97" / 50 mm
316 St. Steel 570598 650153 8



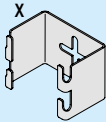
S154 Mounting Brackets

X: 1.97" / 50 mm
316 St. Steel 570598 650154 5



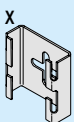
S180 Mounting Bracket

B: 7.28" / 185 mm
304 St. Steel 570598 765180 5



S145M Mounting Brackets

X: 1.97" / 50 mm
304 St. Steel 570598 755531 8

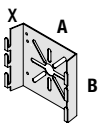


S45M Mounting Brackets

X: 0.79" / 20 mm
316 St. Steel 570598 655531 9

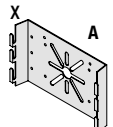
S181 Mounting Bracket

B: 9.84" / 250 mm
304 St. Steel 570598 765181 2



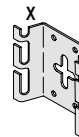
S80 Mounting Brackets

A: 5.12" B: 4.72" X: 0.79"
A: 130 mm B: 120 mm X: 20 mm
316 St. Steel 570598 665591 0



S81 Mounting Brackets

A: 7.87" B: 4.72" X: 0.79"
A: 200 mm B: 120 mm X: 20 mm
316 St. Steel 570598 665592 7



S45 Mounting Brackets

X: 0.79" / 20 mm
316 St. Steel 570598 655530 2



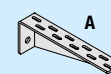
S65 Angle Bracket

A: 5.71" / 145 mm
316 St. Steel 570598 665560 6



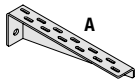
S66 Angle Bracket

A: 9.65" / 245 mm
316 St. Steel 570598 665561 3



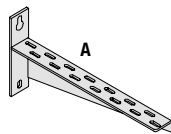
S67 Angle Bracket

A: 13.58" / 345 mm
316 St. Steel 570598 665562 0



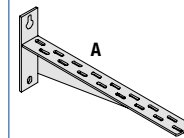
S68 Angle Bracket

A: 17.72" / 450 mm
316 St. Steel 570598 665563 7



S279 Angle Bracket

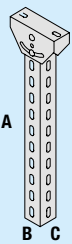
A: 21.46" / 545 mm
316 St. Steel 570598 688279 8



S280 Angle Bracket

A: 25.39" / 645 mm
316 St. Steel 570598 688280 4

Wall/Ceiling Mounts

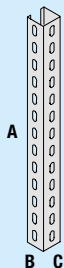


S71 Ceiling Hanger

S71/250
A: 9.84", B: 2.48", C: 2.48"
316 St. Steel 570598 665573 6

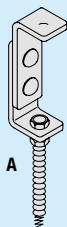
S71/500
A: 19.69", B: 2.48", C: 2.48"
316 St. Steel 570598 665571 2

S71/750
A: 29.53", B: 2.48", C: 2.48"
316 St. Steel 570598 665574 3



S72 Clg Hanger Extension

A: 39.37", B: 56 mm, C: 56 mm
316 St. Steel 570598 665575 0



S73 Ceiling Hanger




A: 39.37"
316 St. Steel 570598 665572 9


Horizontal A: Horizontal B: Horizontal C: Vertical D:

Disposition	S36	S37	S38	S39	S39W	S30M-X	S30-X	S35-X	S36-X
Splice Parts									
S150	●					●	●	●	●
S151		●							
S152			●	●	●				
S40B	●	●	●	●	●	●	●	●	●
S41B	●	●	●	●	●	●	●	●	●
S41XC							●	●	●
S42	●	●	●	●	●	●	●	●	●
S43	●	●	●	●	●	●	●	●	●
S87	●	●	●	●	●	●	●	●	●
S90H	●	●	●	●	●	●	●	●	●
Weld-Mount									
S52	A	A	A	A	A				
S63	D	D	D	D	D				
Screw-Mount									
S153	D	D				D	D	D	
S154						D	D		
S145M	A	A	A	A	A				
S45M	A	A	A	A	A				
S45	A, B, C, D	A, B, C, D	A, B, C, D	A, B, C, D	A, B, C, D	A, B, C, D	A, B, C, D	A, B, C, D	A, B, C, DD
S80	A	A	A	A	A	A	A	A	A
S81	A	A	A	A	A	A	A	A	A
S65						●	●	●	●
S66	●								
S67		●							
S68			●						
S279				●					
S280					●				
S180	B	B							
S181			B	B	B				
S71/S72/S73	●	●	●	●	●	●	●	●	●

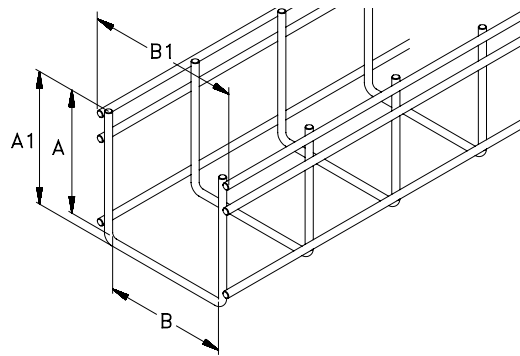
Siltec Open Cable Trays

Tray Overview

S26		2.0" x 2.0" x 118" - ø0.15" 50 x 50 x 3000 mm - ø4 mm 316 St. Steel 570598 620106 3 304 St. Steel 570598 720106 2 Hot dip galv. 570598 520106 4 El. pl. Zinc 570598 320106 6
S27		3.0" x 3.0" x 118" - ø0.15" 75 x 75 x 3000 mm - ø4 mm 316 St. Steel 570598 620107 0 Hot dip galv. 570598 520107 1 El. pl. Zinc 570598 320107 3
S28		4.0" x 4.0" x 118" - *ø0.24" 100 x 100 x 3000 mm - *ø6 mm 316 St. Steel 570598 620108 7



Tray Dimensions




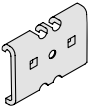


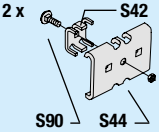
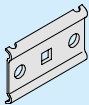
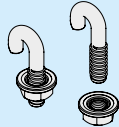


All dimensions in inches!

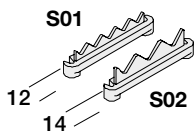
	S26	S27	S28				
A:	50	75	100				
A1:	54	79	105				
B:	50	75	100				
B1:	66	91	122				

Splice Parts / Mounts

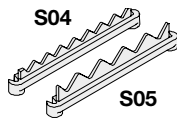
Use Examples with These Parts are Shown on This Page, and Pgs 12, 14 & 15

 <p>S90 Bolt Kit 316 St. Steel 570598 685596 9 Hot dip galv. 570598 585596 0 El. pl. Zinc 570598 385596 2</p>	 <p>S43 Splice Plate 316 St. Steel 570598 650509 3 Hot dip galv. 570598 550509 4 El. pl. Zinc 570598 350509 6</p>	 <p>S42 Splice Bracket 316 St. Steel 570598 650508 6 Hot dip galv. 570598 550508 7 El. pl. Zinc 570598 350508 9</p>
 <p>S44 Splice Plate 316 St. Steel 570598 650510 9 Hot dip galv. 570598 550510 0 El. pl. Zinc 570598 350510 2</p>	 <p>S40B Splice Plate 316 St. Steel 570598 650512 3 Hot dip galv. 570598 550512 4 El. pl. Zinc 570598 350512 6</p>	 <p>S87 Splice Bracket 316 St. Steel 570598 680596 4 Hot dip galv. 570598 580596 5 El. pl. Zinc 570598 380596 7</p>
 <p>S150 Splice Kit 316 St. Steel 570598 650150 7 Hot dip galv. 570598 550150 8 El. pl. Zinc 570598 350150 0</p>	 <p>S41B Splice Plate 316 St. Steel 570598 650513 0 304 St. Steel 570598 750513 7 Hot dip galv. 570598 550513 1 El. pl. Zinc 570598 350513 3</p>	 <p>S90H J-Bolt Kit 304 St. Steel 570598 785598 2</p>

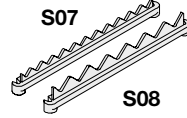
Cable Clamps - Polypropylene



S01 (ø5 - ø8) 570598 199510 3
S02 (ø9 - ø13) 570598 199511 0

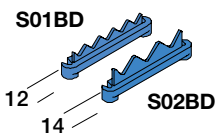


S04 (ø5 - ø8) 570598 199515 8
S05 (ø9 - ø13) 570598 199516 5

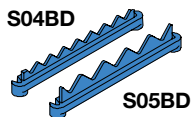


S07 (ø5 - ø8) 570598 199520 2
S08 (ø9 - ø13) 570598 199521 9

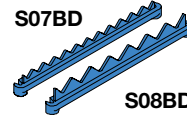
Cable Clamps - Polypropylene - detectable



S01BD (ø5 - ø8) 570598 199540 0
S02BD (ø9 - ø13) 570598 199541 7

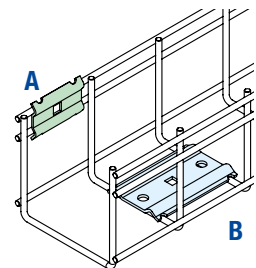


S04BD (ø5 - ø8) 570598 199543 1
S05BD (ø9 - ø13) 570598 199544 8



S07BD (ø5 - ø8) 570598 199546 2
S08BD (ø9 - ø13) 570598 199547 9

Splice Plates S40B & S41B Applications





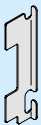


	S26	S27	S28
S40B	E	A	-
S41B	A, B	B	-


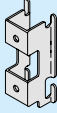
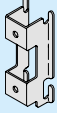
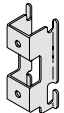
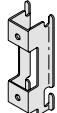
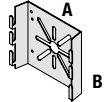
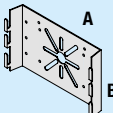
Mounting Brackets

More Assembly Parts, Mounts and Accessories on Pgs 10-11

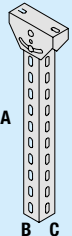

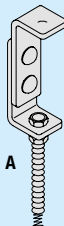
Weld-Mount

 <p>S52 Weld Bracket 316 St. Steel 570598 655546 3</p>	 <p>S53 Weld Bracket 316 St. Steel 570598 655547 0</p>	 <p>S54 Weld Bracket 316 St. Steel 570598 655548 7</p>
 <p>S61 Weld Bracket 316 St. Steel 570598 655555 5</p>	 <p>S62 Weld Bracket 316 St. Steel 570598 655556 2</p>	

Screw-Mount

 <p>S47 Mounting Brackets 316 St. Steel 570598 655541 8</p>	 <p>S48 Mounting Brackets 316 St. Steel 570598 655542 5</p>	 <p>S49 Mounting Brackets 316 St. Steel 570598 655543 2</p>
 <p>S57 Mounting Brackets 316 St. Steel 570598 655551 7</p>	 <p>S58 Mounting Brackets 316 St. Steel 570598 655552 4</p>	 <p>S80 Mounting Brackets A: 5.12" / 130 mm B: 4.72" / 120 mm 316 St. Steel 570598 665591 0</p>
 <p>S81 Mounting Brackets A: 7.87" / 200 mm B: 4.72" / 120 mm 316 St. Steel 570598 665592 7</p>		

Ceiling Mounts

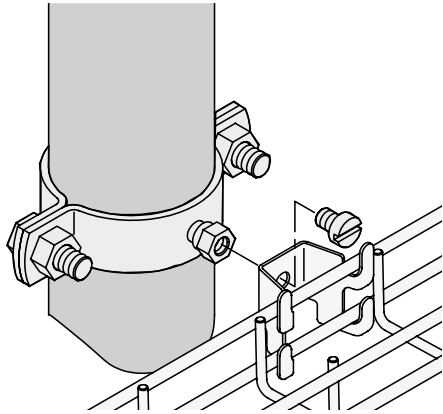
 <p>S71 Ceiling Hanger S71/250 A: 9,84", B: 2,48", C: 2,48" 316 St. Steel 570598 665573 6</p> <p>S71/500 A: 19,69", B: 2,48", C: 2,48" 316 St. Steel 570598 665571 2</p> <p>S71/750 A: 29,53", B: 2,48", C: 2,48" 316 St. Steel 570598 665574 3</p>
 <p>S72 Clg Hanger Extension A: 39,37", B: 56 mm, C: 56 mm 316 St. Steel 570598 665575 0</p>
 <p>S73 Ceiling Hanger A: 39,37" 316 St. Steel 570598 665572 9</p>



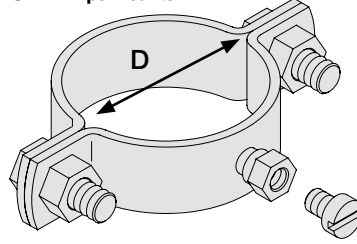
Disponering	S26	S27	S28				
Splice Parts							
S90	●	●	●				
S43	●	●	●				
S42	●	●	●				
S44	●	●	●				
S40B		●					
S87	●	●	●				
S150	●	●	●				
S41B	●	●					
S90H	●	●	●				
Weld-Mount							
S52	A						
S53		A					
S54			A				
S61	D	D					
S62			D				
Screw-Mount							
S47	A						
S48		A					
S49			A				
S57	D	D					
S58			D				
S81	A	A	A				
S80	A	A	A				
S71/S72/S73	●	●	●				
S01/S01BD - S03/S03BD	●						
S04/S04BD - S06/S06BD		●					
S07/S07BD - S08/S08BD			●				

SILTEC Mounts, Hangers & Accessories

Mount

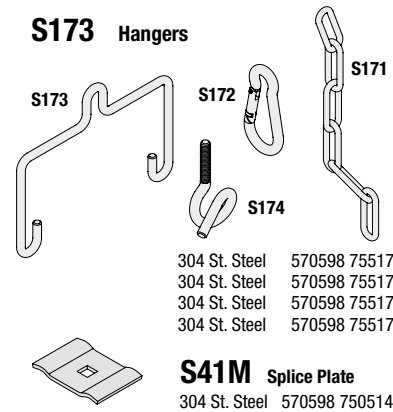


S162 Pipe Mounts



S160: D= 1.0" - 316 St. Steel	570598 660160 3
S161: D= 1.5" - 316 St. Steel	570598 660161 0
S162: D= 2.0" - 316 St. Steel	570598 660162 7
S163: D= 2.5" - 316 St. Steel	570598 660163 4
S164: D= 3.0" - 316 St. Steel	570598 660164 1

S173 Hangers



304 St. Steel	570598 755173 0
304 St. Steel	570598 755172 3
304 St. Steel	570598 755171 6
304 St. Steel	570598 755174 7

S41M Splice Plate
304 St. Steel 570598 750514 6

Mountings Brackets, Dividers, Angle Brackets, Plastic Caps & tools

Universal Mounting Brackets

May be used with all tray types

S82:

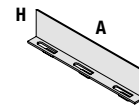
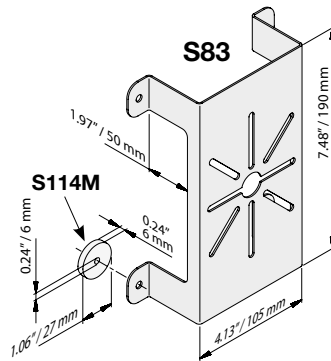
316 St. Steel 570598 665593 4
4.13" / 105 mm x 3.94" / 100 mm

S83

316 St. Steel 570598 665594 1
4.13" / 105 mm x 7.48" / 190 mm

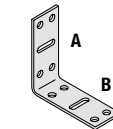
S114M:

Washer
Polypropylene 570598 199114 3



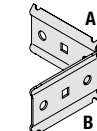
S85 Divider

A: 78.74"	H: 1.61"
A: 2000 mm	H: 41 mm
316 St. Steel	570598 680590 2



S86 Angle bracket

A: 3.54"	B: 3.54"
A: 90 mm	B: 90 mm
316 St. Steel	570598 680595 7



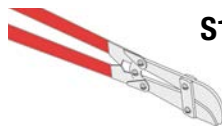
S186 Angle bracket

A: 3.03"	B: 3.03"
A: 77 mm	B: 77 mm
316 St. Steel	570598 680186 7

Plastic Caps, Polypropylene – Black



S15 - \emptyset 0.16" / \emptyset 4 mm	570598 199621 6
S16 - \emptyset 0.20" / \emptyset 5 mm	570598 199622 3
S17 - \emptyset 0.24" / \emptyset 6 mm	570598 199623 0



S19 Bolt Cutter

570598 210002 5



S119 Bolt Cutter

570598 210003 2

Tray Covers – Flat Covers

Tray Covers – Flat Covers

Type:	B:	C:	316 St. Steel:	304 St. Steel:
S92 (\emptyset 0.15")	2.95"	78.74"	570598 686500 5	570598 786500 4
S92 (\emptyset 0.20")	2.95"	78.74"	570598 686501 2	570598 786501 1
S93	4.72"	78.74"	570598 686502 9	570598 786502 8
S93W	6.69"	78.74"	570598 686503 6	570598 786503 5
S94	8.66"	78.74"	570598 686504 3	570598 786504 2
S95	12.60"	78.74"	570598 686505 0	570598 786505 9
S96	16.54"	78.74"	570598 686506 7	570598 786506 6

All dimensions in millimeters!

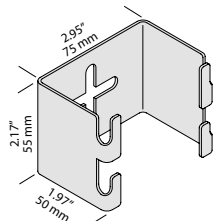
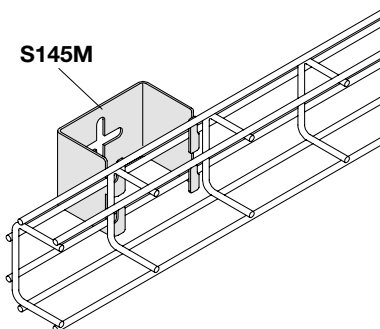
Tray Covers – Pitched Covers

Type:	B:	C:	304 St. Steel:
S191	2.13"	78.74"	570598 786517 2
S192	2.95"	78.74"	570598 786518 9
S193	4.72"	78.74"	570598 786519 6
S193W	6.69"	78.74"	570598 786520 2
S194	8.66"	78.74"	570598 786521 9
S195	12.60"	78.74"	570598 786522 6
S196	16.54"	78.74"	570598 786523 3

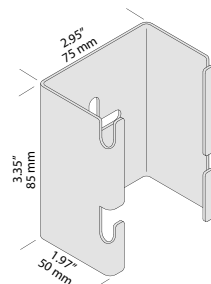
Wall Mounts

Wall Mounts with Wide Wall Clearance

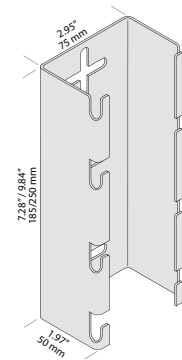
Used with Trays S30 – S39w



S145M Wall Mount
304 St. Steel 570598 755531 8



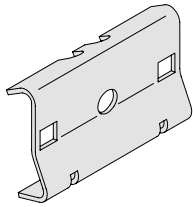
S145 Wall Mount
304 St. Steel 570598 755530 1



S180 Wall Mount
304 St. Steel 570598 765180 5

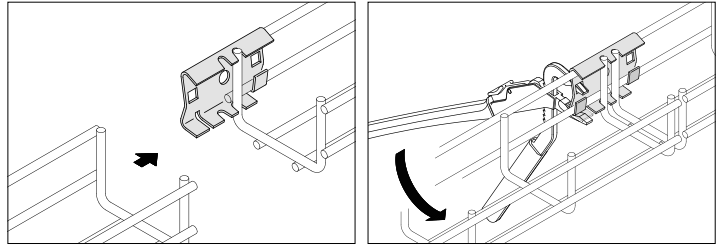
S181 Wall Mount
304 St. Steel 570598 765181 2

Splice Plate

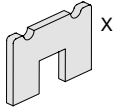


S44

316 St. Steel 570598 650510 9



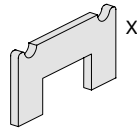
Weld Bracket



S140

316 St. Steel
570598 650140 8

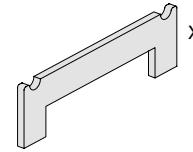
X = 20 mm



S141

316 St. Steel
570598 650141 5

X = 20 mm



S142

316 St. Steel
570598 650142 2

X = 20 mm

Disposition		S25	S26	S30M	S30	S35	S35W	S36	S37	S38	S39	S39W	S30M-X	S30-X	S35-X	S36-X	S27	S28
	S140	•																
	S141		•	•	•	•	•	•	•	•	•	•						
	S142																	
	S140			•														
	S141				•													
	S142					•	•	•	•	•	•	•						

Disposition	S25	S26	S30M	S30	S35	S35W	S36	S37	S38	S39	S39W	S30M-X	S30-X	S35-X	S36-X	S27	S28
-------------	-----	-----	------	-----	-----	------	-----	-----	-----	-----	------	--------	-------	-------	-------	-----	-----

Mount

S160	•	•	•	•	•	•	•	•	•	•	•	•	•	•	•	•	•
S161	•	•	•	•	•	•	•	•	•	•	•	•	•	•	•	•	•
S162	•	•	•	•	•	•	•	•	•	•	•	•	•	•	•	•	•
S163	•	•	•	•	•	•	•	•	•	•	•	•	•	•	•	•	•
S164	•	•	•	•	•	•	•	•	•	•	•	•	•	•	•	•	•
S173				•													
S145M			•	•	•	•	•	•	•	•	•						
S145				•	•	•											
S180							•	•									
S181									•	•	•						

Angle brackets, connectors and terminations

S186		•	•	•	•	•	•	•	•	•	•						
S85		•	•	•	•	•	•	•	•	•	•	•	•	•	•	•	•
S86		•	•	•	•	•	•	•	•	•	•	•	•	•	•	•	•
S15	•	•	•	•	•	•						•	•	•	•	•	•
S16				•	•	•	•	•	•	•	•				•		•
S17									•								

Tools and Accessories

S19	•	•	•	•	•	•	•	•	•	•	•	•	•	•	•	•	•
S119	•	•	•	•	•	•	•	•	•	•	•	•	•	•	•	•	•
S92				•													
S93					•												
S93W						•											
S94							•										
S95								•									
S96									•								
S191			•														
S192				•													
S193					•												
S193W						•											
S194							•										
S195								•									
S196									•								


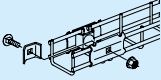
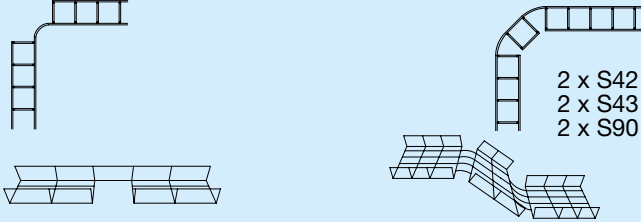
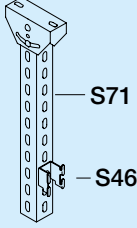

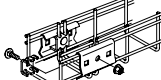
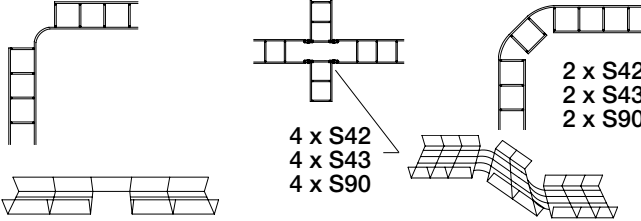
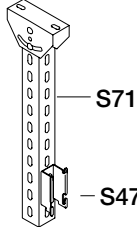

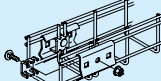
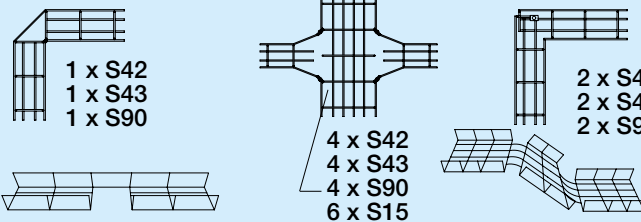
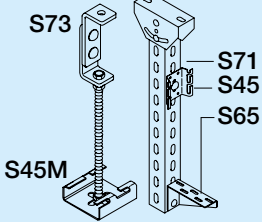

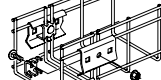
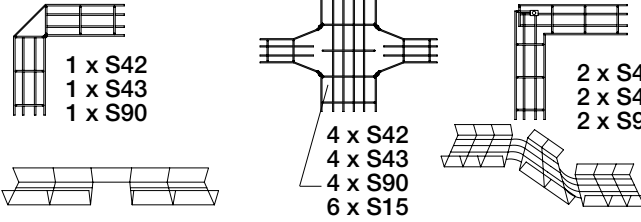
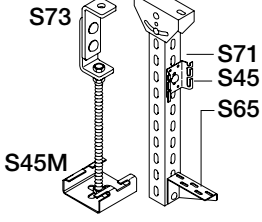

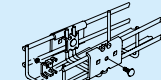
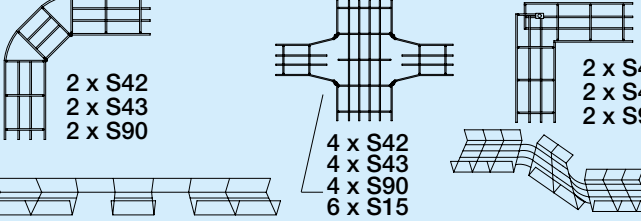
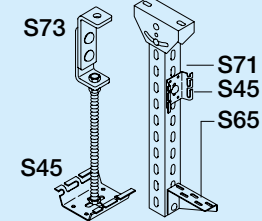

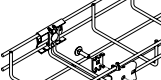
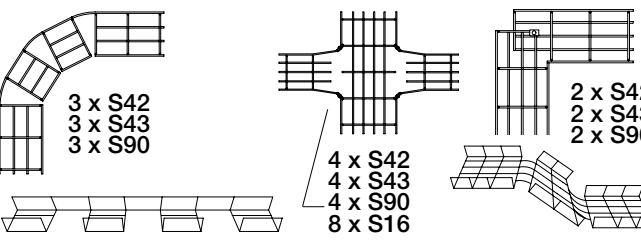
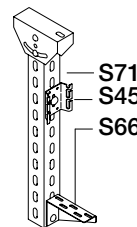

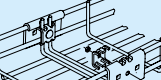
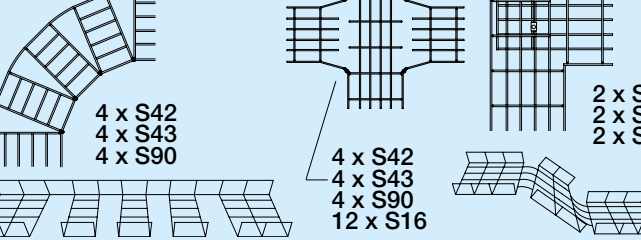
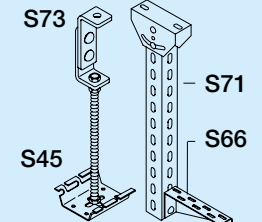
Cable Clamps


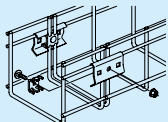
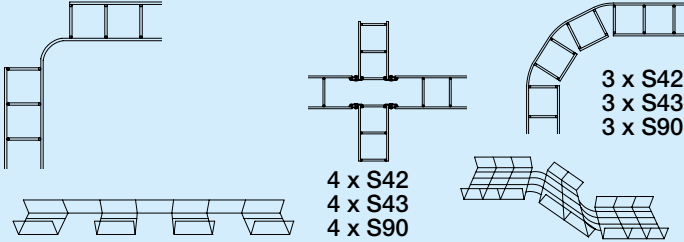
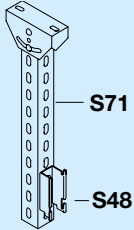

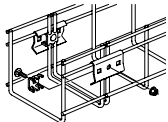
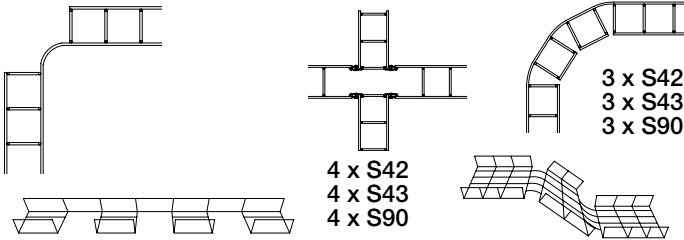
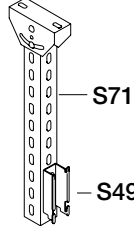

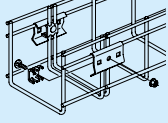
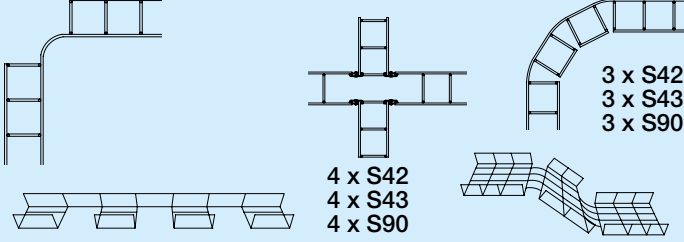
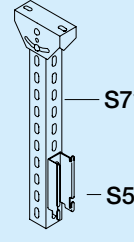

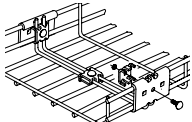
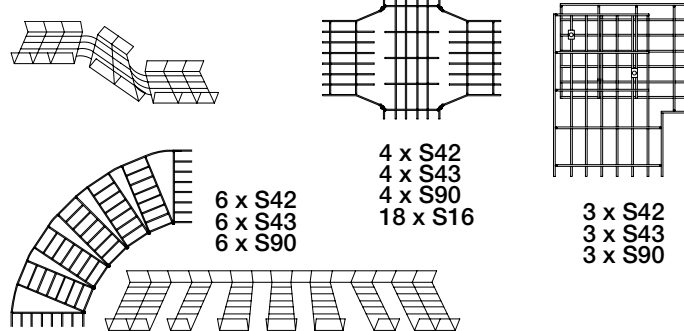
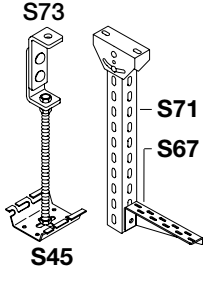


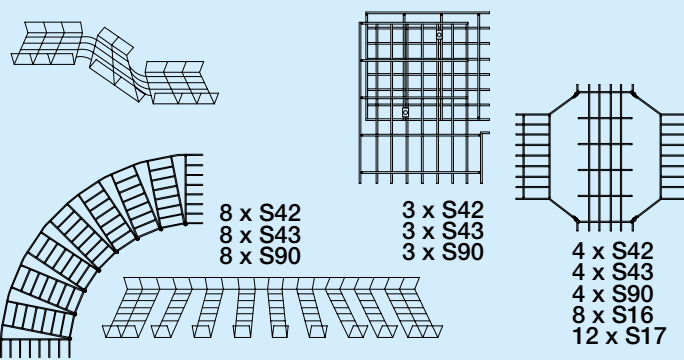
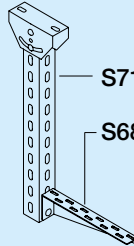

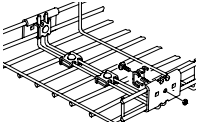
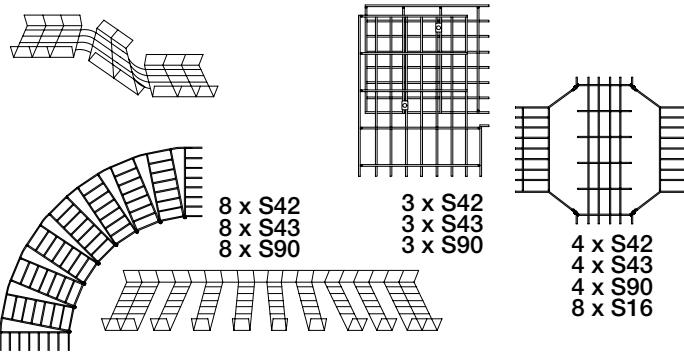
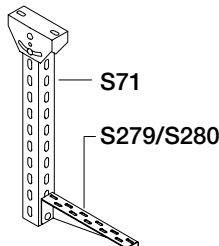
S01 - S03		•															
S04 - S06																•	
S07 - S09																	•

Universal Mounting Brackets

S82	•	•	•	•	•	•	•	•	•	•	•	•	•	•	•	•	•
S83	•	•	•	•	•	•	•	•	•	•	•	•	•	•	•	•	•
S114M	•	•	•	•	•	•	•	•	•	•	•	•	•	•	•	•	•


Component disposition

Trays	Splices	Crosses, tees and bends	Mount
<p>S25</p> 	 <p>1 x S40: 2 x S87 2 x S40B 2 x S90</p>	 <p>2 x S42 2 x S43 2 x S90</p>	 <p>S71 S46</p>
<p>S26</p> 	 <p>1 x S150: 2 x S42 2 x S44 2 x S90</p>	 <p>2 x S42 2 x S43 2 x S90 4 x S42 4 x S43 4 x S90</p>	 <p>S71 S47</p>
<p>S30M</p> 	 <p>1 x S150: 2 x S42 2 x S44 2 x S90</p>	 <p>1 x S42 1 x S43 1 x S90 4 x S42 4 x S43 4 x S90 6 x S15</p>	 <p>S73 S45M S71 S45 S65</p>
<p>S30 S30-X</p> 	 <p>1 x S150: 2 x S42 2 x S44 2 x S90</p>	 <p>1 x S42 1 x S43 1 x S90 4 x S42 4 x S43 4 x S90 6 x S15 2 x S42 2 x S43 2 x S90</p>	 <p>S73 S45M S71 S45 S65</p>
<p>S35 S35-X</p> 	 <p>1 x S150: 2 x S42 2 x S44 2 x S90</p>	 <p>2 x S42 2 x S43 2 x S90 4 x S42 4 x S43 4 x S90 6 x S15 2 x S42 2 x S43 2 x S90</p>	 <p>S73 S45 S71 S45 S65</p>
<p>S35W</p> 	 <p>1 x S150: 2 x S42 2 x S44 2 x S90</p>	 <p>3 x S42 3 x S43 3 x S90 4 x S42 4 x S43 4 x S90 8 x S16 2 x S42 2 x S43 2 x S90</p>	 <p>S71 S45 S66</p>
<p>S36 S36-X</p> 	 <p>1 x S150: 2 x S42 2 x S44 2 x S90</p>	 <p>4 x S42 4 x S43 4 x S90 4 x S42 4 x S43 4 x S90 12 x S16 2 x S42 2 x S43 2 x S90</p>	 <p>S73 S45 S71 S66</p>

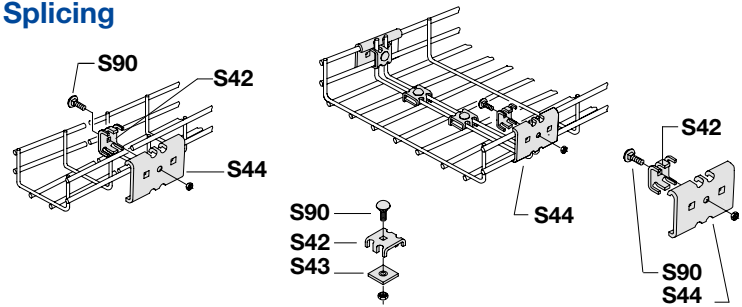
Trays	Splices	Crosses, tees and bends	Mount
S27 	 1 x S150: 2 x S42 2 x S44 2 x S90	 <p>3 x S42 3 x S43 3 x S90</p> <p>4 x S42 4 x S43 4 x S90</p>	 <p>S71 S48</p>
S28 	 1 x S150: 2 x S42 2 x S44 2 x S90	 <p>3 x S42 3 x S43 3 x S90</p> <p>4 x S42 4 x S43 4 x S90</p>	 <p>S71 S49</p>
S29 	 1 x S150: 2 x S42 2 x S44 2 x S90	 <p>3 x S42 3 x S43 3 x S90</p> <p>4 x S42 4 x S43 4 x S90</p>	 <p>S71 S50</p>
S37 	 1 x S151: 3 x S42 1 x S43 2 x S44 3 x S90	 <p>4 x S42 4 x S43 4 x S90 18 x S16</p> <p>6 x S42 6 x S43 6 x S90</p> <p>3 x S42 3 x S43 3 x S90</p>	 <p>S73 S71 S67 S45</p>
S38 	 1 x S152: 4 x S42 2 x S43 2 x S44 4 x S90	 <p>8 x S42 8 x S43 8 x S90</p> <p>3 x S42 3 x S43 3 x S90</p> <p>4 x S42 4 x S43 4 x S90 8 x S16 12 x S17</p>	 <p>S71 S68</p>
S39 S39W 	 1 x S152: 4 x S42 2 x S43 2 x S44 4 x S90	 <p>8 x S42 8 x S43 8 x S90</p> <p>3 x S42 3 x S43 3 x S90</p> <p>4 x S42 4 x S43 4 x S90 8 x S16</p>	 <p>S71 S279/S280</p>

Installation Guide

Tools

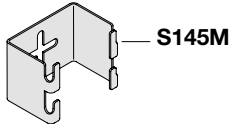
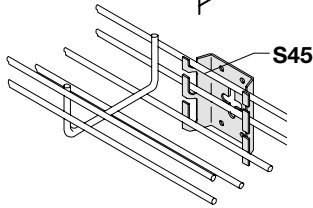
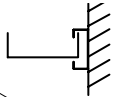


Splicing

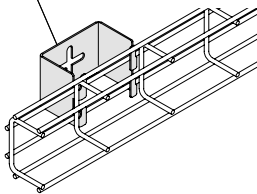


Mounting Options

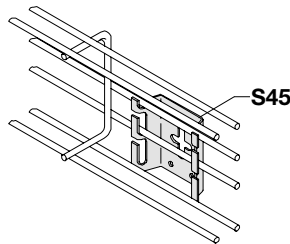
Horizontal A



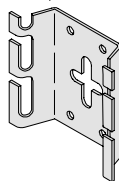
S145M



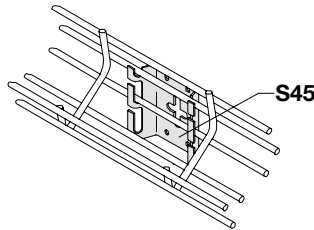
Horizontal B



S45

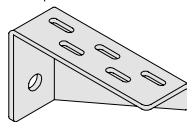


Horizontal C

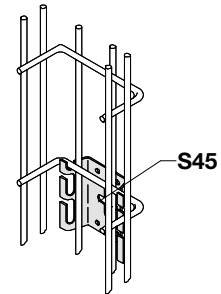


S45

S65-66-67-68



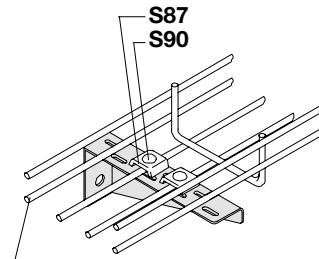
Vertical D



S45

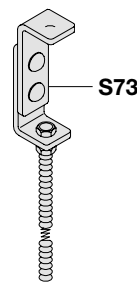
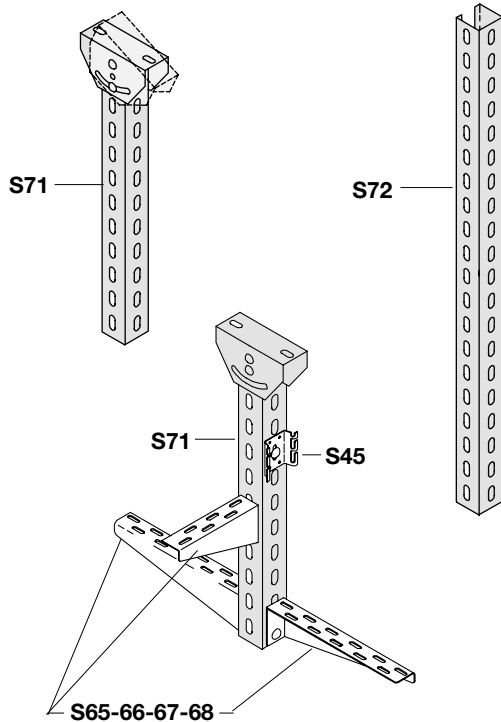
S87

S90

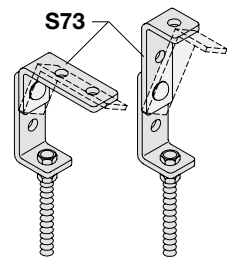


S30-35-36-37-38

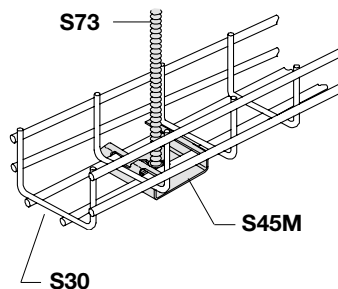
Ceiling Hanger



S73



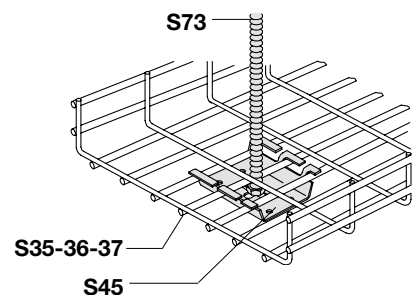
S73



S73

S45M

S30

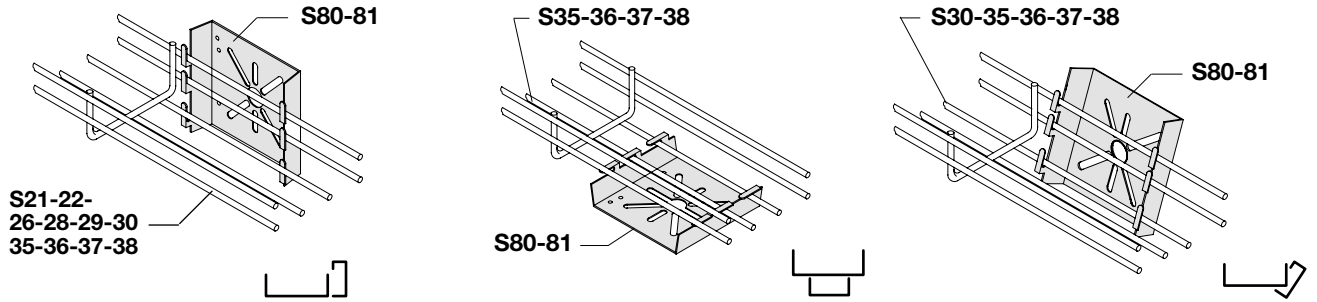


S73

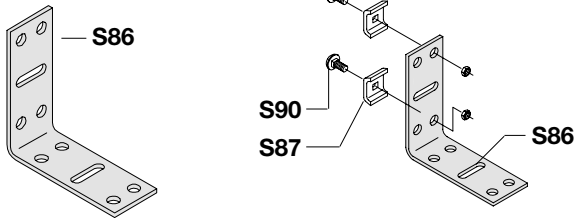
S35-36-37

S45

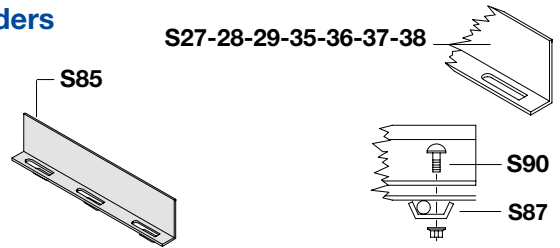
Wall Mount Brackets / Electrical Box Brackets



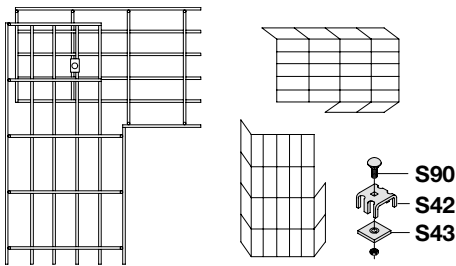
Angle bracket



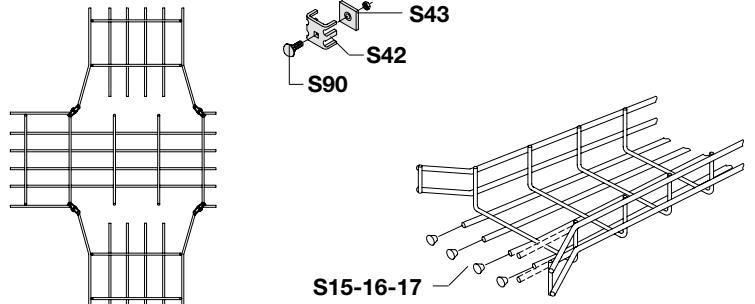
Dividers




Elbows



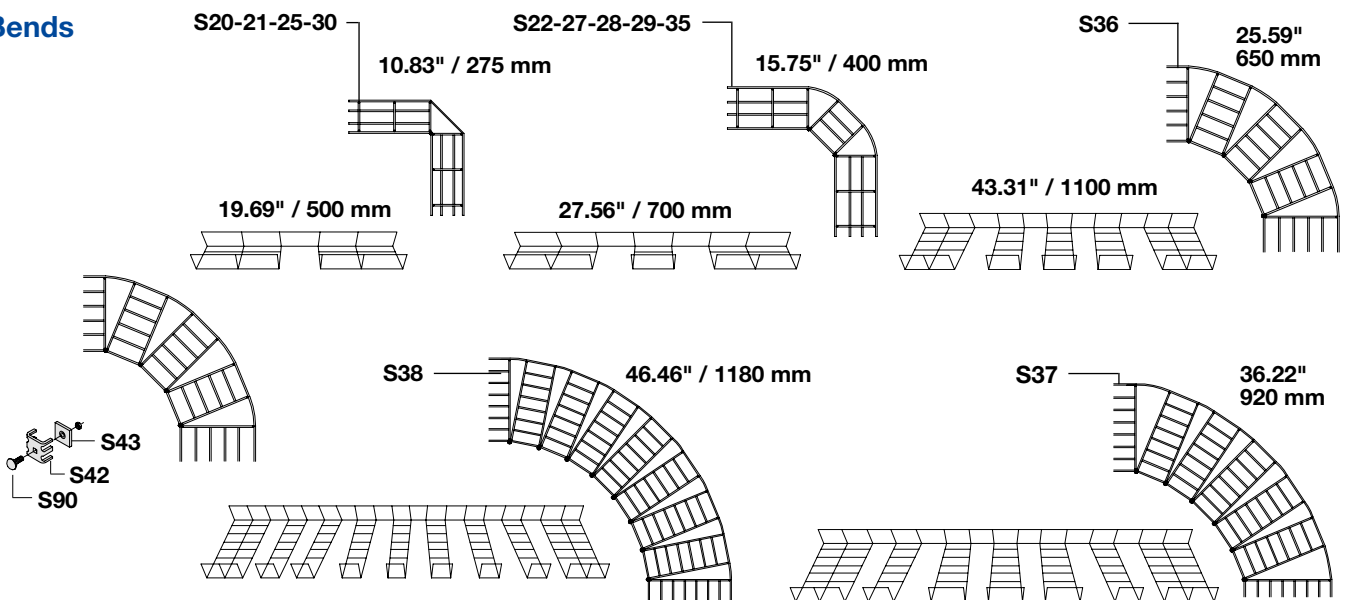
Tees and Crosses



Vertical Bends



Bends





CABLE HYGIENE

Siltec USA, Inc.

6101 - 23rd Drive West, Suite B, Everett, WA 98203, USA
Phone (+1) 425.328.1006 . www.siltec.us / siltec@siltec.us



DEALER: