

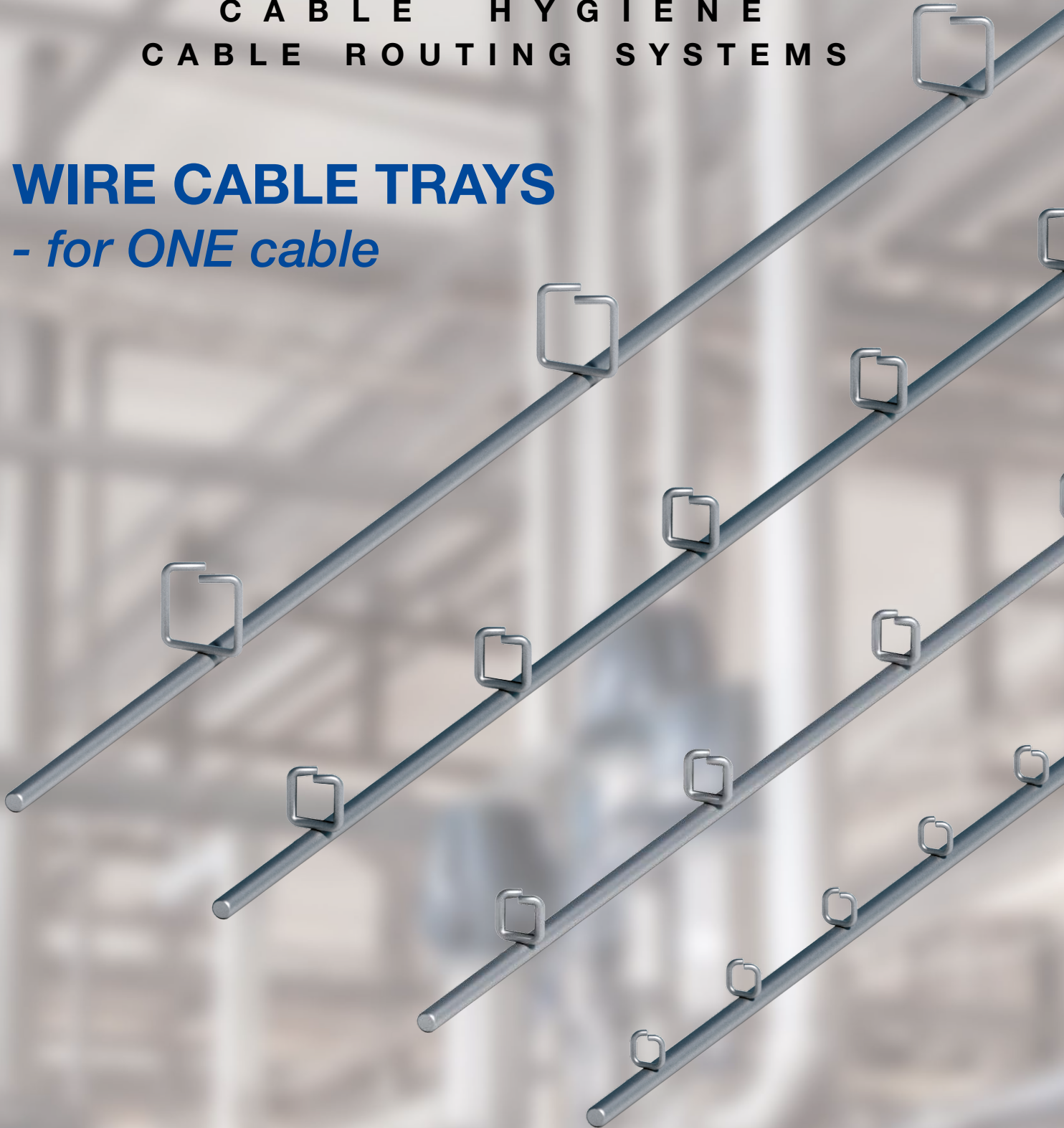


SILTEC[®]

C A B L E H Y G I E N E
C A B L E R O U T I N G S Y S T E M S

WIRE CABLE TRAYS

- for ONE cable



PRODUCT INFORMATION





Table of Contents

Cable trays S320 - S337	Pgs	4 - 5
Dimensions and Assembly guidelines	Pgs	4 - 5
Product Overview	Pgs	6 - 7



SILTEC CABLE ROUTING SYSTEM

SILTEC cable routing system has been developed with optimal function in mind and with emphasis on simplicity and accessibility for the purposes of thorough cleaning and heat dissipation.

SILTEC cable routing system is made up of durable components of steel of highest quality, resistive to corrosion and with excellent chemical resistance.

SILTEC cable routing system is suitable for:

- The Food industry
- The Chemical industry
- Machine builders
- Office and computer environments
- Electrical installations in general

Cable trays are delivered in lengths of 118 inc. / 3000 mm. Width varies from 1 inc. to 24 inc. / 25 mm to 600 mm, and height from 1 inc. to 5 inc. / 25 mm to 125 mm.

Cable trays with custom measurements are made upon request.

All cable trays are made of round material which is gentle on cables, tubing, installers and maintenance personnel.

SILTEC cable trays are produced in Stainless steel

SILTEC cable routing system solves issues with the transport of energy in cables – simple, effective and environmentally correct.

SILTEC CABLE ROUTING SYSTEM

- Comes with the following wire cable tray types



Open standard cable trays



Locking cable trays



Open compact trays



Heavy duty cable trays





Cable trays for one cable

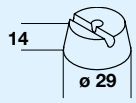
In addition, we offer a large number of specialty trays and a comprehensive program of assembly parts, mounts and accessories.

Siltec Cable trays - for ONE cable

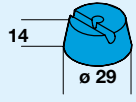
Fittings for installation with screws

S320		0.2" x 0.2" x 118" - ø0.20" 5 x 5 x 3000 mm - ø5mm	316 St. Steel	570598 699320 3
S321		0.2" x 0.2" x 118" - ø0.20" 5 x 5 x 3000 mm - ø5mm	316 St. Steel	570598 699321 0
S322		0.3" x 0.3" x 118" - ø0.20" 8 x 8 x 3000 mm - ø5mm	316 St. Steel	570598 699322 7
S323		0.4" x 0.4" x 118" - ø0.20" 10 x 10 x 3000 mm - ø5mm	316 St. Steel	570598 699323 4
S324		0.5" x 0.5" x 118" - ø0.20" 12 x 12 x 3000 mm - ø5mm	316 St. Steel	570598 699324 1
S325		0.6" x 0.6" x 118" - ø0.20" 16 x 16 x 3000 mm - ø5mm	316 St. Steel	570598 699325 8
S327		1.1" x 1.1" x 118" - ø0.20" 27 x 27 x 3000 mm - ø5mm	316 St. Steel	570598 699327 2

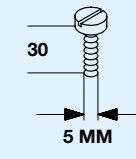
S330
570598 699330 2
Polypropylene



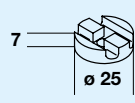
S330BD
570598 699330 2
Polypropylene
Detectable



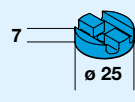
S334



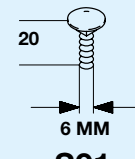
S331
570598 699331 9
Polypropylene



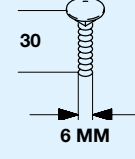
S331
570598 199633 9
Polypropylene
Detectable



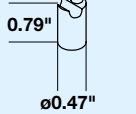
S90



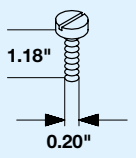
S91




S 332
570598 699332 6



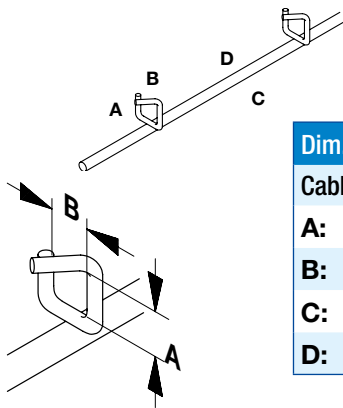
S334



S333



Dimensions and Mounts



All dimensions in inches

Dim. in inc.	S320	S321	S322	S323	S324	S325	S327
Cable dim.:	ø0.12 - 0.20"	ø0.12 - 0.20"	ø0.16 - 0.28"	ø0.28 - 0.39"	ø0.35 - 0.47"	ø0.43 - 0.63"	ø0.43 - 1.02"
A:	0.20	0.20	0.31	0.39	0.47	0.63	1.06
B:	0.20	0.20	0.31	0.39	0.47	0.63	1.06
C:	118	118	118	118	118	118	118
D:	1.97	3.94	3.94	3.94	3.94	7.87	7.87

S331
Variable

S324, S325 & S327
Max 1 cable tray

S330

0.20"

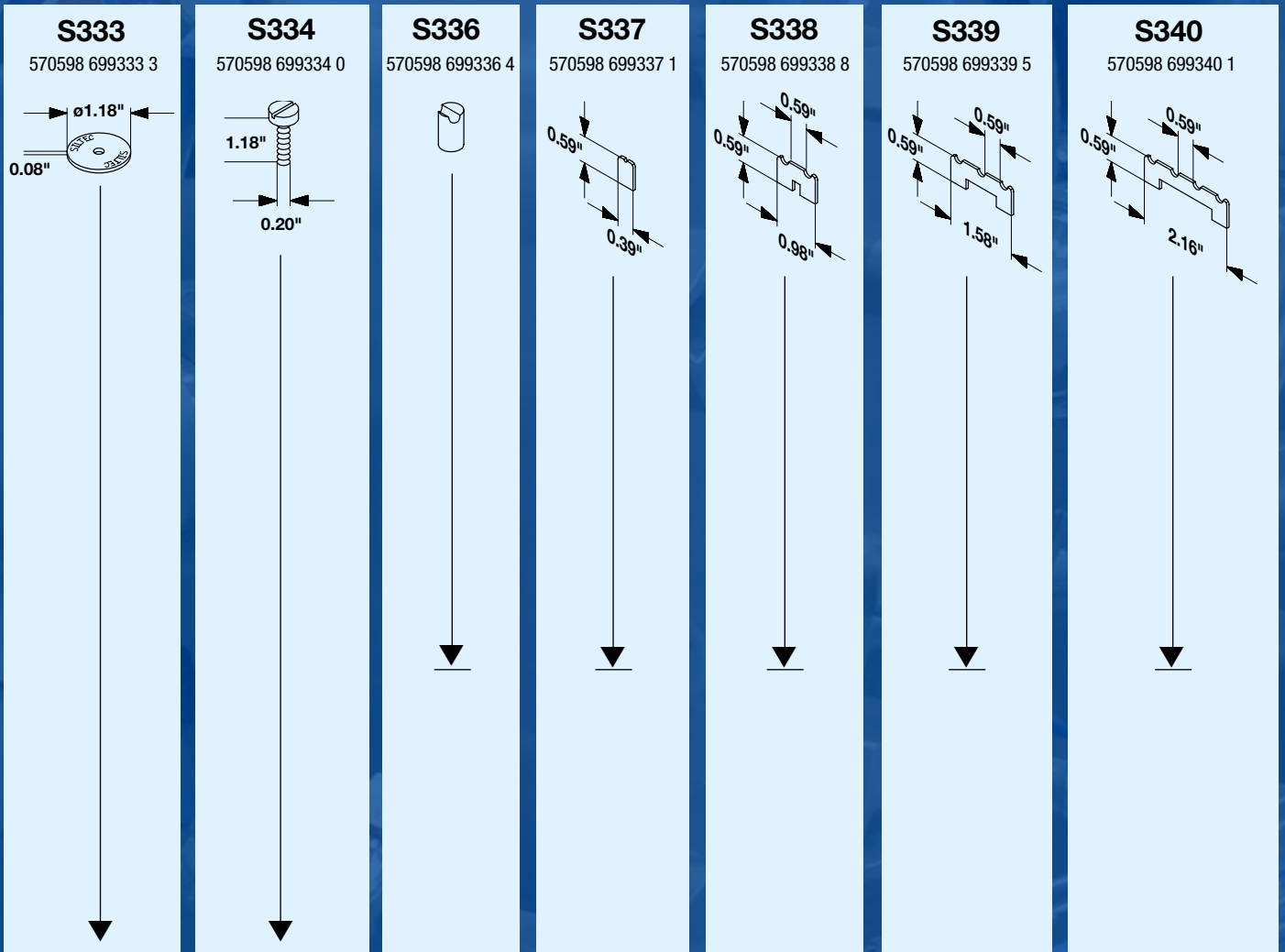
S331

Using 3 or 4 S331, S91
must be used

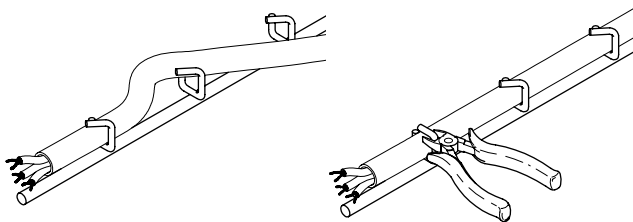
S332

0.20"

Fittings for installation with Screw-Mount

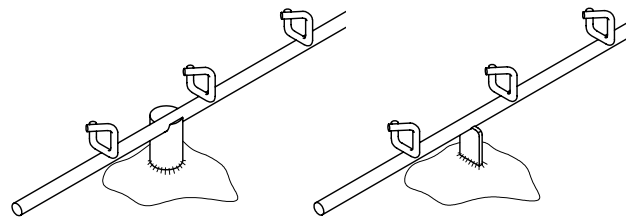


Cable / tube can be locked at will



S336

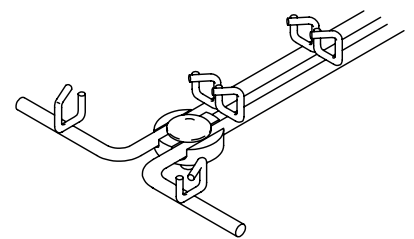
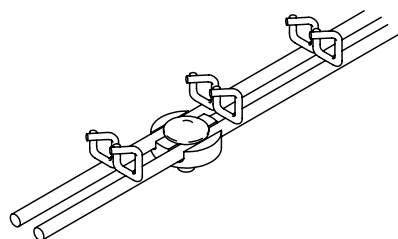
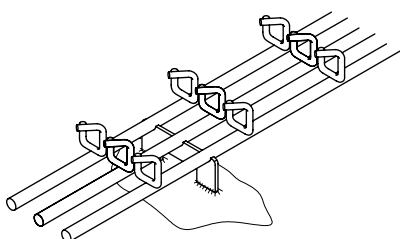
S337



S338-39-40

S331

S331


















S324, S325 & S327
Max 1 cable tray





S324, S325 & S327
Max 1 cable tray

SILTEC has a Cable Tray for Every Need

Standard - open trays

S25		1.0" x 1.0" x 118" - ø0.15" 25 x 25 x 3000 mm - ø4 mm 316 St. Steel 570598 620105 6 304 St. Steel 570598 720105 5
S26		2.0" x 2.0" x 118" - ø0.15" 50 x 50 x 3000 mm - ø4 mm 316 St. Steel 570598 620106 3 304 St. Steel 570598 720106 2
S27		3.0" x 3.0" x 118" - ø0.15" 75 x 75 x 3000 mm - ø4 mm 316 St. Steel 570598 620107 0
S28		4.0" x 4.0" x 118" - ø0.24" 100 x 100 x 3000 mm - ø6 mm 316 St. Steel 570598 620108 7
S30M		1.4" x 1.6" x 118" - ø0.15" 35 x 40 x 3000 mm - ø4 mm 304 St. Steel 570598 720117 8
S30		1.8" x 2.4" x 118" - ø0.15" 45 x 60 x 3000 mm - ø4 mm 316 St. Steel 570598 620118 6 304 St. Steel 570598 720118 5
S30*		1.8" x 2.4" x 118" - *ø0.20" 45 x 60 x 3000 mm - *ø5 mm 316 St. Steel 570598 620119 3 304 St. Steel 570598 720119 2
S35		2.2" x 4.0" x 118" - ø0.15" 55 x 100 x 3000 mm - ø4 mm 304 St. Steel 570598 720120 8
S35*		2.2" x 4.0" x 118" - *ø0.20" 55 x 100 x 3000 mm - *ø5 mm 316 St. Steel 570598 640120 3 304 St. Steel 570598 740120 2
S35W		2.2" x 6.0" x 118" - ø0.20" 55 x 150 x 3000 mm - ø5 mm 316 St. Steel 570598 620120 9 304 St. Steel 570598 720121 5
S36		2.2" x 8.0" x 118" - ø0.20" 55 x 200 x 3000 mm - ø5 mm 316 St. Steel 570598 640121 0 304 St. Steel 570598 740121 9
S37		2.2" x 12.0" x 118" - ø0.20" 55 x 300 x 3000 mm - ø5 mm 316 St. Steel 570598 640122 7 304 St. Steel 570598 740122 6
S38		2.2" x 16.0" x 118" - ø0.20" 55 x 400 x 3000 mm - ø5 mm 316 St. Steel 570598 640122 7 304 St. Steel 570598 740122 6
S39		2.2" x 20.0" x 118" - ø0.20" 55 x 500 x 3000 mm - ø5 mm 316 St. Steel 570598 640124 1 304 St. Steel 570598 740124 0 Hot dip galv. 570598 540124 2
S39W		2.2" x 24.0" x 118" - ø0.20" 55 x 600 x 3000 mm - ø5 mm 304 St. Steel 570598 740126 4















Standard - open trays


S30M-X		2.0" x 2.2" x 118" - ø0.15" 50 x 57 x 3000 mm - ø4 mm 304 St. Steel 570598 786175 4
S30-X		2.8" x 2.7" x 118" - ø0.15" 67 x 67 x 3000 mm - ø4 mm 304 St. Steel 570598 786180 8
S35-X		2.8" x 4.5" x 118" - ø0.15" 67 x 100 x 3000 mm - ø4 mm 304 St. Steel 570598 786181 5
S36-X		2.8" x 8.2" x 118" - ø0.20" 67 x 200 x 3000 mm - ø5 mm 304 St. Steel 570598 786185 3

COMPACT Trays

S115		0.4" x 0.9" x 118" - ø0.12" 9 x 23 x 3000 mm - ø3 mm 304 St. Steel 570598 720115 4
S116		0.5" x 1.2" x 118" - ø0.12" 13 x 30 x 3000 mm - ø3 mm 304 St. Steel 570598 720116 1
S125		0.3" x 0.9" x 110.25" - ø0.12" 8 x 24 x 2800 mm - ø3 mm 316 St. Steel 570598 610105 9
S126		1.2" x 2.0" x 118" - ø0.15" 30 x 50 x 3000 mm - ø4 mm 304 St. Steel 570598 790126 9
S127		1.2" x 3.0" x 118" - ø0.15" 30 x 75 x 2800 mm - ø4 mm 304 St. Steel 570598 790127 6
S128		1.2" x 4.0" x 118" - ø0.15" 30 x 100 x 3000 mm - ø4 mm 304 St. Steel 570598 790128 3
S129		1.2" x 5.0" x 118" - ø0.20" 30 x 125 x 3000 mm - ø5 mm 304 St. Steel 570598 790129 0
S130		1.2" x 6.0" x 118" - ø0.20" 30 x 150 x 3000 mm - ø5 mm 304 St. Steel 570598 790130 6
S131		1.2" x 10" x 118" - ø0.20" 30 x 250 x 3000 mm - ø5 mm 304 St. Steel 570598 790131 3
S132		1.2" x 14" x 118" - ø0.20" 30 x 350 x 3000 mm - ø5 mm 304 St. Steel 570598 790132 0
S133		1.2" x 18" x 118" - ø0.20" 30 x 450 x 3000 mm - ø5 mm 304 St. Steel 570598 790133 7

Tray with lock

S20		1.0" x 1.0" x 118" - ø0.15" 25 x 25 x 3000 mm - ø4 mm 316 St. Steel 570598 610100 4
S20N		1.0" x 1.0" x 118" - ø0.15" 25 x 25 x 3000 mm - ø4 mm 304 St. Steel 570598 710100 3
S21		2.0" x 2.0" x 118" - ø0.15" 50 x 50 x 3000 mm - ø4 mm 316 St. Steel 570598 610101 1
S21N		2.0" x 2.0" x 118" - ø0.15" 50 x 50 x 3000 mm - ø4 mm 304 St. Steel 570598 710101 0
S22		3.0" x 3.0" x 118" - ø0.15" 75 x 75 x 3000 mm - ø4 mm 316 St. Steel 570598 610102 8
S22N		3.0" x 3.0" x 118" - ø0.15" 75 x 75 x 3000 mm - ø4 mm 304 St. Steel 570598 710102 7
S121		1.0" x 2.0" x 118" - ø0.15" 25 x 50 x 3000 mm - ø4 mm 304 St. Steel 570598 710121 8
S123		1.0" x 4.0" x 118" - ø0.15" 25 x 100 x 3000 mm - ø4 mm 304 St. Steel 570598 710123 2
K25		1.0" x 1.0" x 118" - ø0.15" 25 x 25 x 3000 mm - ø4 mm 304 St. Steel 570598 789104 1
K40		1.6" x 1.6" x 118" - ø0.15" 40 x 40 x 3000 mm - ø4 mm 304 St. Steel 570598 789102 7
K90		1.6" x 3.5" x 118" - ø0.15" 40 x 90 x 3000 mm - ø4 mm 304 St. Steel 570598 789106 5
K26		1.0" x 1.0" x 118" - ø0.15" 25 x 25 x 3000 mm - ø4 mm 304 St. Steel 570598 789105 8 With Welded-On Cover
K41		1.6" x 1.6" x 118" - ø0.15" 40 x 40 x 3000 mm - ø4 mm 304 St. Steel 570598 789103 4 With Welded-On Cover
K91		1.6" x 3.5" x 118" - ø0.15" 40 x 90 x 3000 mm - ø4 mm 304 St. Steel 570598 789107 2 With Welded-On Cover



S322

Heavy Duty Cable Trays

S235		4.0" x 4.0" x 118" - ø0.20" 100 x 100 x 3000 mm - ø5 mm 316 St. Steel 570598 688235 4
S236		4.0" x 8.0" x 118" - ø0.20" 100 x 200 x 3000 mm - ø5 mm 316 St. Steel 570598 688236 1
S237		4.0" x 12.0" x 118" - ø0.20" 100 x 300 x 3000 mm - ø5 mm 316 St. Steel 570598 688237 8
S238		4.0" x 16.0" x 118" - ø0.20" 100 x 400 x 3000 mm - ø5 mm 316 St. Steel 570598 688238 5
S239		4.0" x 20.0" x 118" - ø0.20" 100 x 500 x 3000 mm - ø5 mm 316 St. Steel 570598 688239 2
S240		4.0" x 24.0" x 118" - ø0.20" 100 x 600 x 3000 mm - ø5 mm 316 St. Steel 570598 688240 8
S428		4.0" x 4.0" x 118" - ø0.20" 100 x 100 x 3000 mm - ø5 mm 304 St. Steel 570598 799428 5
S436		4.0" x 8.0" x 118" - ø0.20" 100 x 200 x 3000 mm - ø5 mm 304 St. Steel 570598 799436 0
S437		4.0" x 12.0" x 118" - ø0.20" 100 x 300 x 3000 mm - ø5 mm 304 St. Steel 570598 799437 7
S438		4.0" x 16.0" x 118" - ø0.20" 100 x 400 x 3000 mm - ø5 mm 304 St. Steel 570598 799438 4



CABLE HYGIENE

Siltec USA, Inc.

6101 - 23rd Drive West, Suite B, Everett, WA 98203, USA
Phone (+1) 425.328.1006 . www.siltec.us / siltec@siltec.us



DEALER: